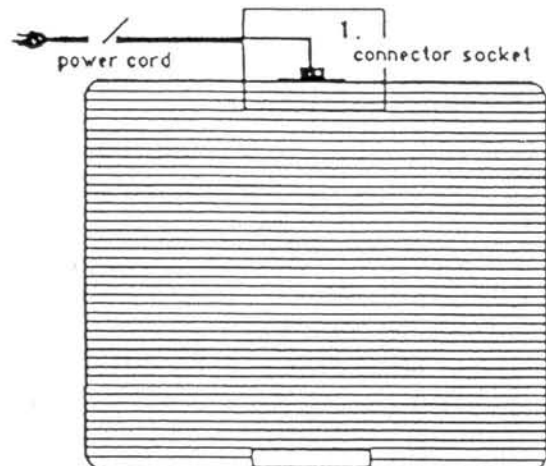
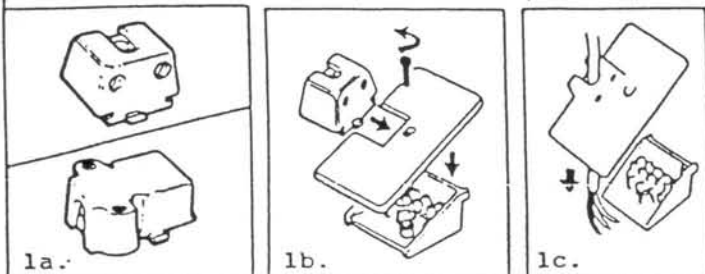


# Vent-Axia® "T" series

## Wiring Diagram for Direct Wiring, no control.

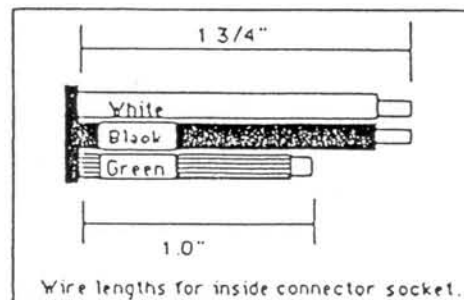
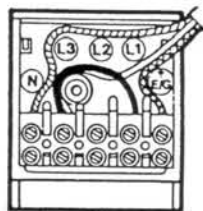
### 1. Connector Socket

- 1a. Two cable entries are provided with the fan, one for top entry and one for left entry.
- 1b. Remove the top cover from the connector socket. Push the selected cable entry into the recess in the top cover.
- 1c. Loosen cable clamp screws and pass the power cord through the clamp.



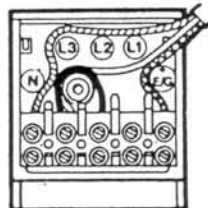
### 2. Wiring the Connector Socket Exhaust Operation

- L3 = Black Wire - Live
- N = White Wire - Neutral
- E G = Green Wire - Ground
- Link terminal L3 to L1.



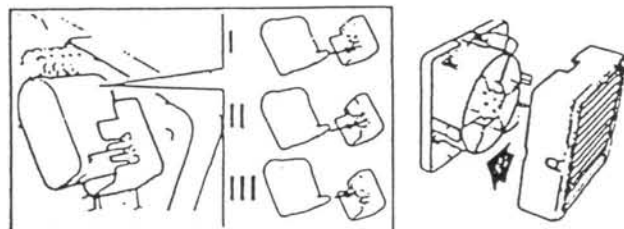
### 3. Wiring the Connector Socket Intake Operation

- L3 = Black Wire - Live
- N = White Wire - Neutral
- E G = Green Wire - Ground
- Link terminal L3 to L2.



### 4. Speed Selection

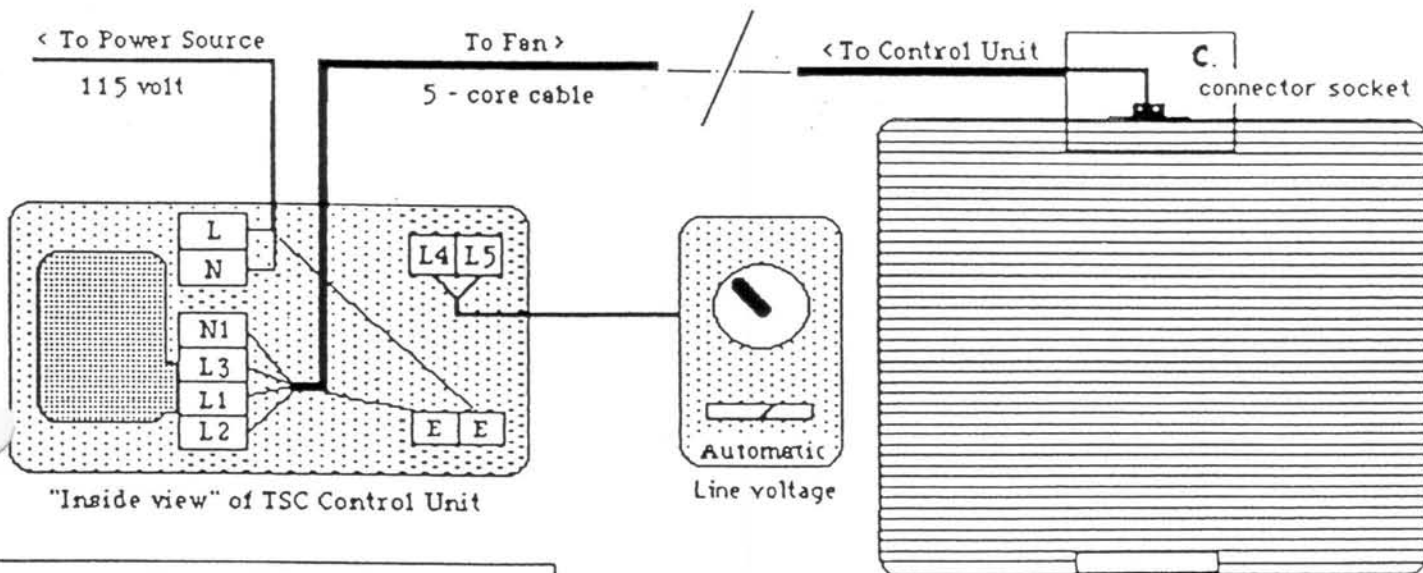
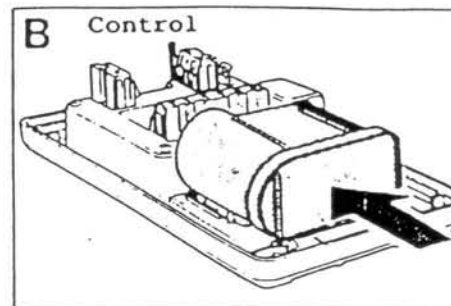
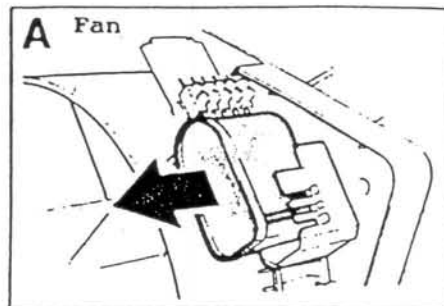
Your fan can be pre-set to one of three fixed speeds. It is factory set for medium speed (position II). If high speed is required, take speed control pack (located inside fan housing) and place it with the indicator in position III. If low speed is required, place speed control pack with indicator in position I.



# Vent-Axia® "T" series

Wiring Diagram for use with TSC Control Unit

\*\* Be sure that the speed control pack has been removed from the fan [A] and placed in control [B].



"Inside view" of TSC Control Unit

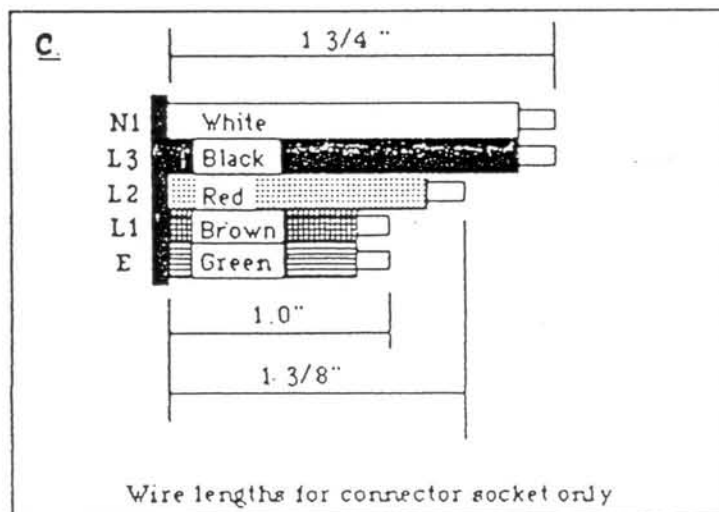
## Wire Color Code

N1 = White = Neutral  
 L3 = Black = Live  
 L2 = Red = Supply  
 L1 = Brown = Exhaust  
 E = Green = Ground

L4 Run two separate wires to  
 L5 optional auto controller.

## Control Switch Key

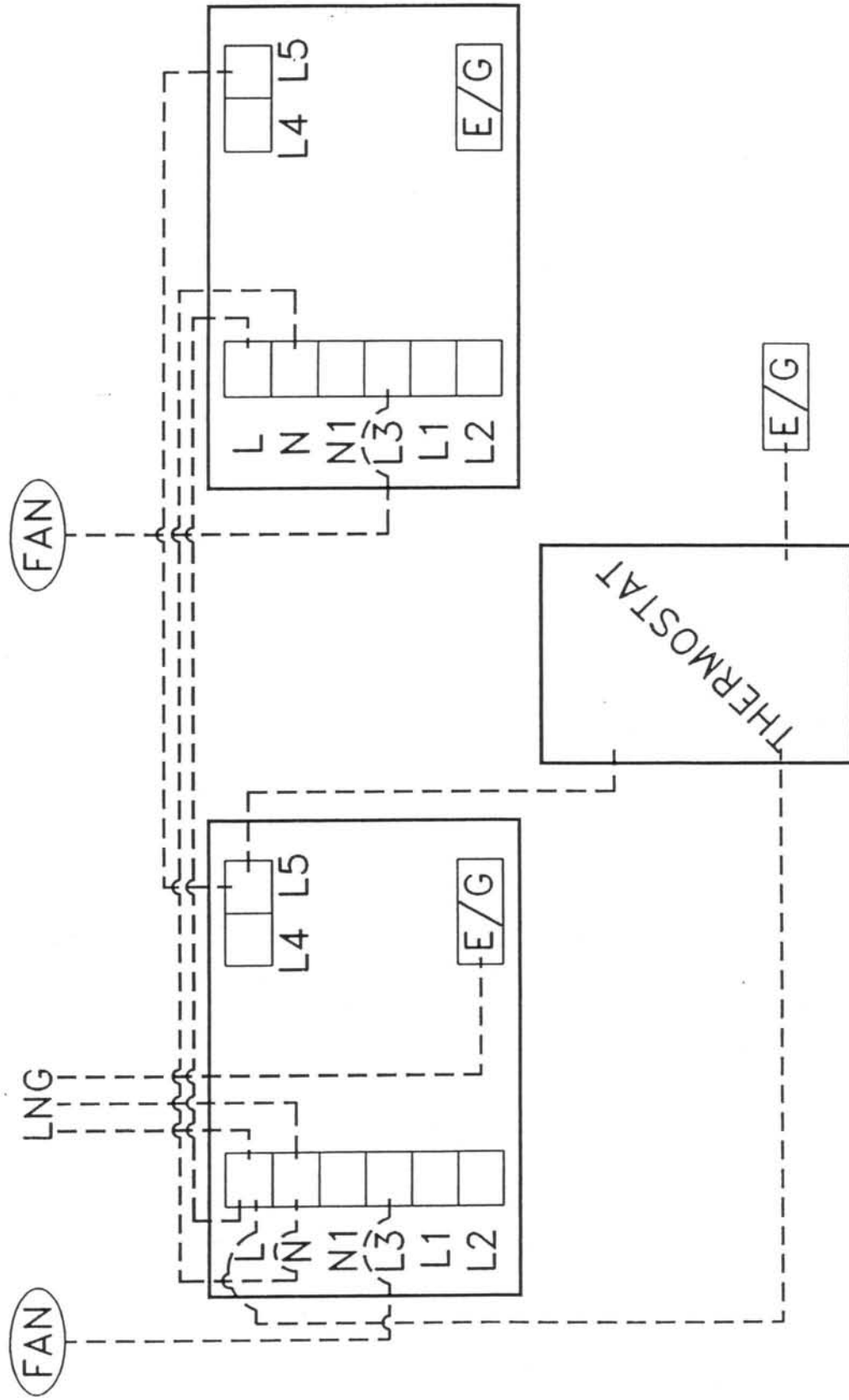
	Automatic Mode		Fan Off		Fan On
	Fan Intake		Shutter Open (Fan off)		Fan Extract
	Low Speed		Medium Speed		High Speed



Wire lengths for connector socket only

**AIR FORCE 1**  
 1593 Otonabee Drive  
 Pickering ON L1V 6T6  
 Tel. 905-831-8686  
 Fax 905-831-2866

WIRING DIAGRAM: 2 FANS WITH SPEED CONTROL SWITCH ON 1 THERMOSTAT



**AIR FORCE 1**  
 1593 Otonabee Drive  
 Pickering ON L1V 6T6  
 Tel. 905-831-8686  
 Fax 905-831-2866